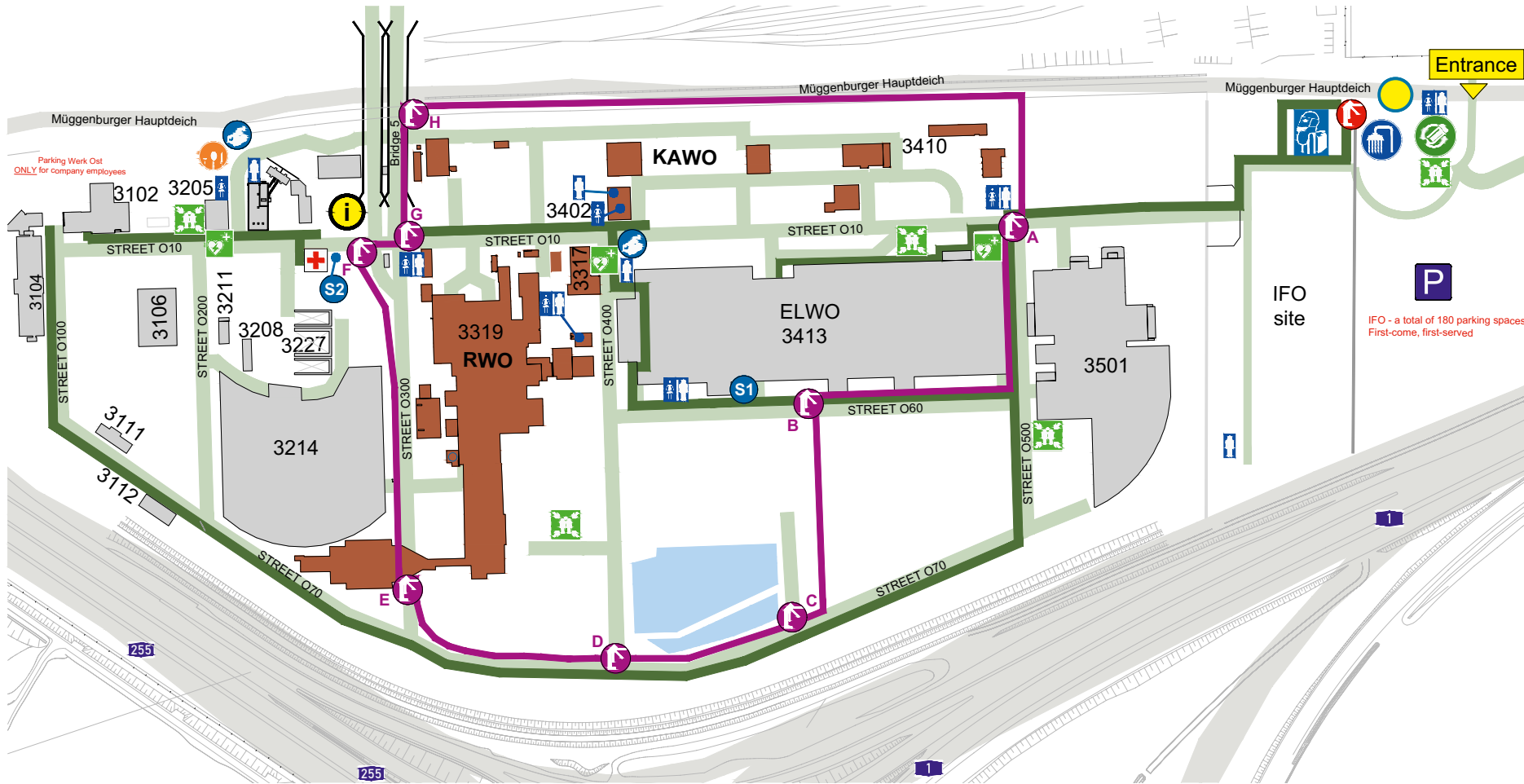


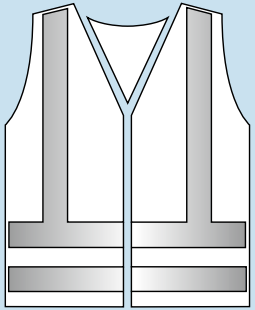
Entrance



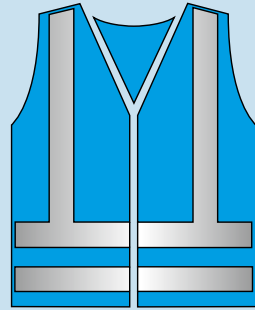
Key

-  Assembly Point
-  Escape and Rescue Route
-  First Aid Station
-  AED (Defibrillator)
-  Registration/Training
-  Respiratory Protection Workshop
-  S1
Satellite Respiratory Protection Workshop: Waste Heat Boiler
-  S2
Satellite Respiratory Protection Workshop: Anode Furnace
-  Access to FSH24 Construction Site
-  Access to Plant Premises
-  Washrooms 1 & 2
-  Washing facility
-  Ladies And Gents WC
-  Infopoint
-  You are here
-  Canteen/Snack Bar
-  Footpath
-  Construction Site FSH24

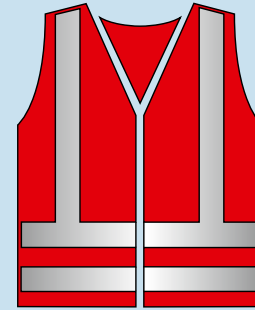
Responsibilities



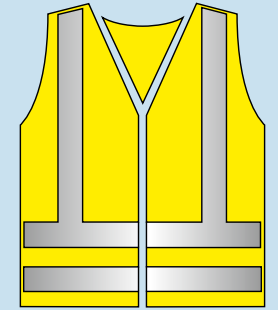
Project Manager



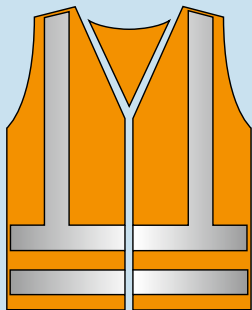
External Company
Site Manager



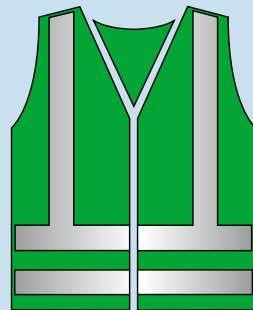
Occupational Safety




Visitor



Safety Attendant/
Fire Watch



Slinger



Site Manager/
Aurubis Coordinator

Occupational safety is always top priority!

Warning



Warning –
Risk of Falling



Warning –
Obstacles



Warning –
Suspended Loads



Warning –
Danger Area



Warning –
Forklift Traffic

Construction Site Safety



Wear Protective
Clothing



Wear Safety
Footwear



Wear Head
Protection



Wear a
High-Vis Jacket



Use Fall Protection
Equipment
(if necessary)



Wear Eye
Protection



Use Respiratory
Protection Equipment
(if necessary)

Prohibitions



No Access for
Unauthorised Persons



No Photography by
Unauthorised Persons










Emergency Phone Numbers

» Via plant landline telephone: **115**

» Via mobile phone: **+49 40 7883-3115**

PPE Standards for the FSH24 Maintenance Shutdown

| PPE Matrix for the “FSH24 Maintenance Shutdown” project | Safety Goggles  | Lightweight Safety Glasses  | Respiratory Protection  | Protective Work Clothing  | Safety Footwear  | Helmet  | High-Vis Jacket  |
|---|---|--|---|---|--|---|--|
| Locker room, up until site access | — | — | — | | | | |
| KB1 – Waste heat boiler | <p style="text-align: center;">Permissible combinations in areas KB1 to KB6 and KB8:</p> <p style="text-align: center;">Airstream helmet (visor folded down); lightweight safety glasses with visor folded up</p> | | | <p style="text-align: center;">✓ Standard (Basic) PPE on the entire Aurubis plant premises</p> | | | |
| KB2 – Flash smelting furnace | | | | | | | |
| KB3 – Flash smelting furnace flue gas tract | | | | | | | |
| KB4 – Converter | | | | | | | |
| KB5 – Anode furnace/Anode casting wheel | | | | | | | |
| KB6 – Drying | | | | | | | |
| KB8 – Matte Settling Furnace & Granulation | ✓ | — | — | | | | |
| KB7 – East Plant Contact Plant | — | ✓ | — | | | | |
| Road O10 | — | ✓ | — | | | | |
| Pre-assembly stations | — | ✓ | — | | | | |

» In the case of activities subject to permit obligations, PPE must be worn in accordance with the permit specifications. In addition, safety gloves must be worn in accordance with the respective hazard level, and hearing protection must be worn when performing noise-intensive activities.